



EMRA HANGOUTS

The Voice of Emergency Physicians-in-Training & the Future of Our Specialty

Run by Residents, for Residents

Medical Students | Residents | Fellows | Alumni
Oldest & Largest EM Resident Association





12

14

17

**How many interviews
does it take to match
into emergency
medicine?**



Medical Students | Residents | Fellows | Alumni
Oldest & Largest EM Resident Association

Meet Our Panelists!



Fiona Gallahue, MD, FACEP

*President, Council of Residency Directors in
Emergency Medicine (CORD)*

*Program Director, Emergency Medicine
Residency Program*

*Associate Professor of Emergency Medicine
University of Washington School of Medicine*

*@FionaGallahue
@CORD_EM
@UWashEM*



Hannah Hughes, MD, MBA

Immediate Past President, EMRA

PGY-4, Chief Resident

University of Cincinnati

*@hrh_approved
@emresidents
@tamingthesru*



Julianna Jung, MD, MEd

*President, Clerkship Directors in Emergency
Medicine (CDEM)*

*Director of Medical Student Education,
Department of Emergency Medicine
Associate Professor of Emergency Medicine
Johns Hopkins University School of Medicine*

*@docjulesjung
@CDEMstudents
@JohnsHopkinsEM*

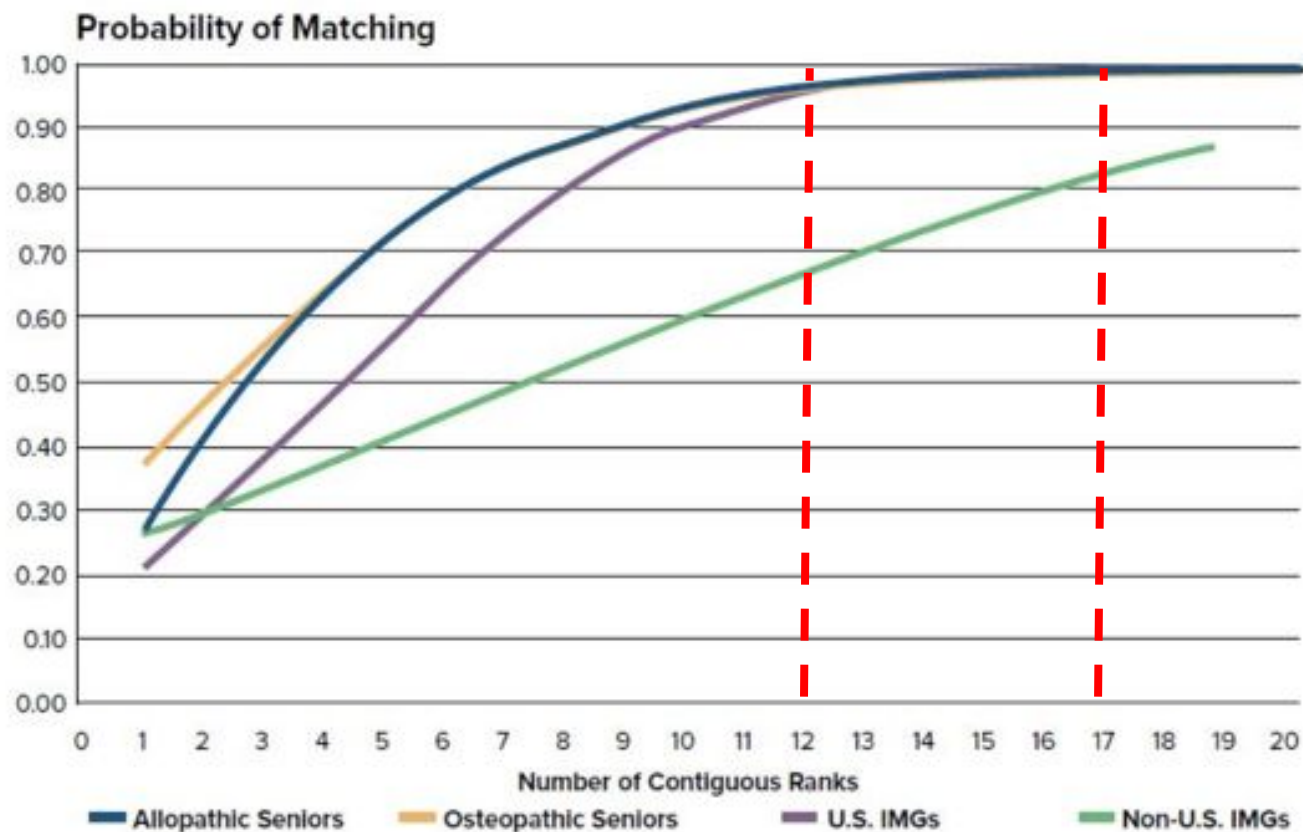
Medical Students | Residents | Fellows | Alumni
Oldest & Largest EM Resident Association

Consensus Statement for the 2020-2021 Residency Application Process



4. EM residency interviews: **All EM residency interviews should be conducted virtually in the 2020-21 application year.** In-person interviews should not be offered to any applicants, including those deemed to be local. “Second look” visits should not be expected or required of any applicant. While second looks are well intentioned, they have the potential to cause students to feel pressured; they should only be offered if able to be conducted safely and without creating a sense of obligation on the part of the student. Residency programs should not evaluate students who make second look visits differently from those who do not.
5. Interview numbers: **Students should ideally interview at 12 EM residency programs, with an absolute maximum of 17.** Historical data clearly demonstrate that greater than 95% of EM applicants (allopathic, osteopathic, and international medical graduates) who interview at 12 programs will match.^{2,3,4,5} However, some leeway is needed to accommodate students participating in the couples match and those who are at particularly high risk of not matching. Students who are offered extra interview invitations should decline interviews at programs that are lower on their preference lists to make these interview slots available to other students. There are a finite number of interview positions. When students who have prioritized other programs occupy these slots, this disadvantages these programs as well as their peers, contributing to peers not matching and/or programs not filling.

A Look At The Numbers



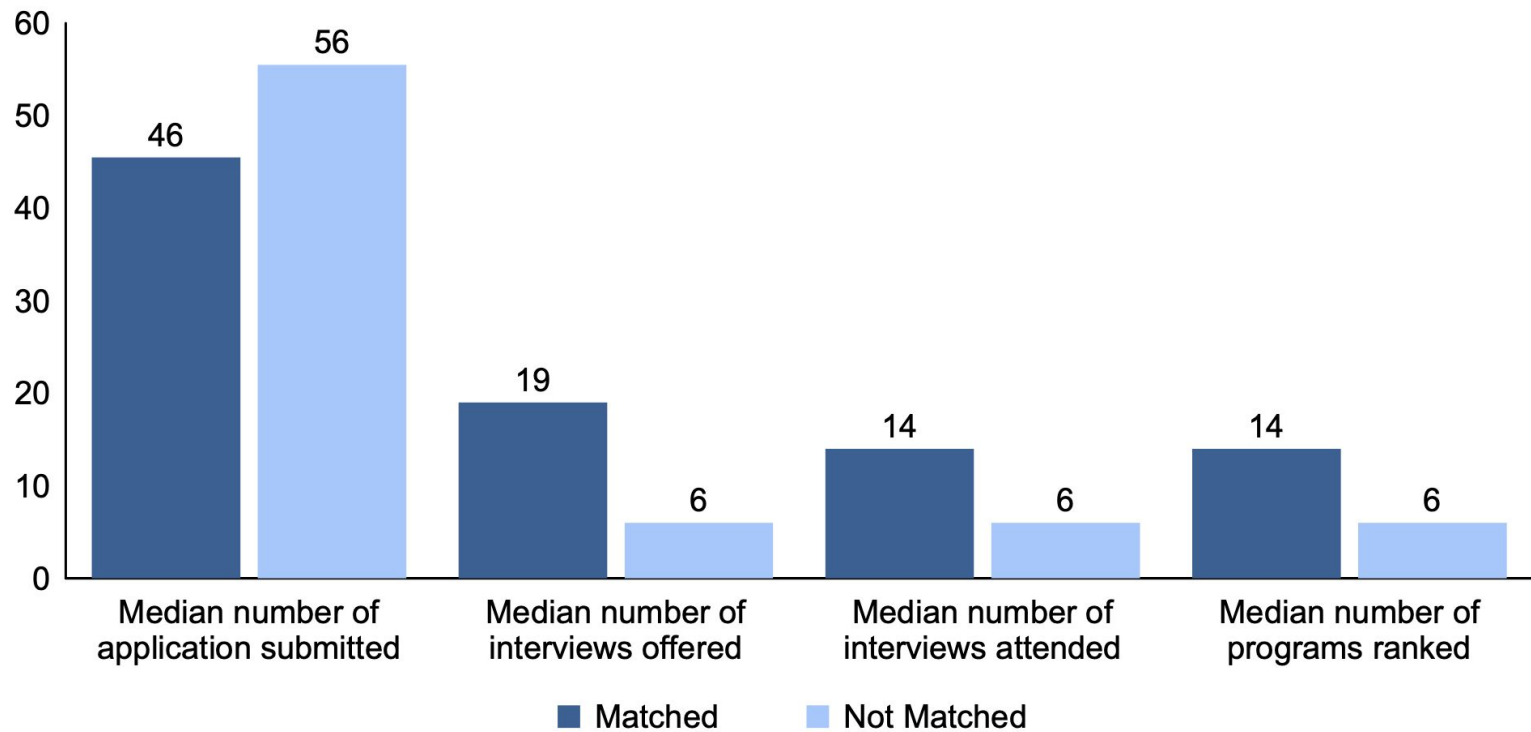
Copyright 2018 National Resident Matching Program. All rights reserved. Reprinted with permission. Permission to use, copy, and/or distribute any documentation and/or related images from NRMP publications shall be expressly obtained from NRMP.



Figure EM-4

Emergency Medicine
Median Number of Applications, Interviews, and Programs Ranked
by Applicant Type

U.S. Seniors



Why are we doing this EMRA Hangout?

Are you finding that your average students are struggling more than in past years to get 12 interviews this year?

Total responses (N): 43 Did not respond: 0

<i>Numeric value</i>	<i>Answer</i>	<i>Frequency</i>	<i>Percentage</i>
1	Yes	30	69.77%
2	No	9	20.93%
3	Other:	4	9.30%

- I think there is more anxiety, but I don't know if the numbers and experiences are all that different
- It is difficult to know how many interviews applicants are getting as it is illegal to ask by NRMP rules
- Not sure

Are you finding that your students with challenges are struggling more than in the past to get 12 interviews this year?

Total responses (N): 43 Did not respond: 0

<i>Numeric value</i>	<i>Answer</i>	<i>Frequency</i>	<i>Percentage</i>
1	Yes	35	81.40%
2	No	3	6.98%
3	Other:	5	11.63%

- Not sure (4)
- I only have a few students this year, all are at or above average

Why are we doing this EMRA Hangout?

In this year of virtual interviews, do you believe that a select group of highly qualified students are interviewing at more programs than in prior years?

Total responses (N): 43 Did not respond: 0

<i>Numeric value</i>	<i>Answer</i>	<i>Frequency</i>	<i>Percentage</i>
1	Yes	32	74.42%
2	No	5	11.63%
3	Other:	6	13.95%

- Unsure: I hear of this but locally no students have fessed up to me that they are hoarding virtual interview slots!
- Likely holding onto interviews since some top programs released their interviews later
- I believe these students are adhering to the 17 interview cut off but this is likely more than they would have done in prior years

What do you base this perception on? (check all that apply)

Total responses (N): 38 Did not respond: 0

<i>Numeric value</i>	<i>Answer</i>	<i>Frequency</i>	<i>Percentage</i>
1	Discussions with my medical student interviewees	26	68.42%
2	Fewer declined interviews at my program	24	63.16%
3	Other:	15	39.47%

- EM advisor is following EM consensus guidelines for no more than 17 interviews. Not all advisors are consistent.
- Rumor/Anecdotal reports on the internet/# of emails I am getting from qualified students currently on wait list
- Some highly competitive applicants receiving very low numbers of interviews
- The percentage of AOA candidates we've interviewed in the first 4 sessions has been markedly higher than in years past
- I had one applicant who told me she interviewed at 2 programs in the same day
- Strong students are not getting much interview traffic (2)

Once you get an interview, what actually matters?

Figure EM-2

**Emergency Medicine
Percentage of Programs Citing Each Factor And Mean Importance Rating¹ for Each
Factor in Ranking Applicants
(N=38)**

	Percent Citing Factor	Average Rating
Interpersonal skills	95%	4.9
Interactions with faculty during interview and visit	86%	4.8
Interactions with housestaff during interview and visit	68%	4.8
Feedback from current residents	81%	4.8
Letters of recommendation in the specialty	100%	4.8



	ERAS 2016	ERAS 2017	ERAS 2018	ERAS 2019	ERAS 2020	ERAS 2016	ERAS 2017	ERAS 2018	ERA
Total	3,408	3,575	4,200	4,033	4,271	43.8	48.2	46.4	
UMGs	2,581	2,828	3,258	3,271	3,405	44.4	49.1	50.3	
IMGs	827	747	942	762	866	41.8	45.0	32.7	

By Medical School Type

	Number of Applicants					Average Number of Applications per Applicant			
	ERAS 2016	ERAS 2017	ERAS 2018	ERAS 2019	ERAS 2020	ERAS 2016	ERAS 2017	ERAS 2018	ERA
Public School	1,233	1,303	1,396	1,393	1,449	47.2	51.6	53.0	
Private School	755	801	825	809	853	46.7	49.5	48.4	
Granting School	587	721	1,035	1,069	1,102	35.8	44.0	48.4	
Canadian School	6	3	2	0	1	19.3	31.7	8.5	
International School	827	747	942	762	866	41.8	45.0	32.7	

By Sex

	Number of Applicants					Average Number of Applications per Applicant			
	ERAS 2016	ERAS 2017	ERAS 2018	ERAS 2019	ERAS 2020	ERAS 2016	ERAS 2017	ERAS 2018	ERA
Men	2,282	2,333	2,751	2,662	2,678	44.2	48.4	47.3	
Women	1,125	1,241	1,448	1,370	1,591	42.9	47.8	44.7	
Unknown	1	1	1	1	2	45.0	1.0	1.0	

By Self-Identified Race/Ethnicity (Alone or In Combination)



15%



6%

Medical Students | Residents | Fellows | Alumni

Oldest & Largest EM Resident Association

Increase in the # of students

However, # of applications per



2020 NRMP Match Information

- Check out the information from the 2020 NRMP Match Data.
- Here, you can even search by specific specialty, if you are an allopathic/osteopathic/IMG applicant, + more info!



Scan me



Medical Students | Residents | Fellows | Alumni
Oldest & Largest EM Resident Association



Submitted Questions



Medical Students | Residents | Fellows | Alumni
Oldest & Largest EM Resident Association

Informal poll of 174 students on the EMRA Hangout, Disclaimer = Results Not Confirmed


Results Breakdown - Part 2 / 6



Report Poll



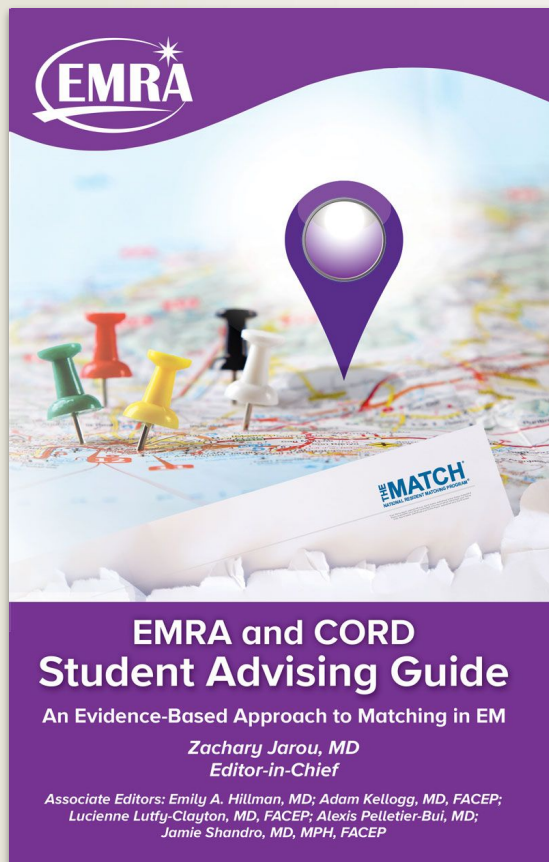
Tips For How To Prepare For Virtual Interviews




Scan me



Medical Students | Residents | Fellows | Alumni
Oldest & Largest EM Resident Association



EMRA and CORD Student Advising Guide



Medical Students | Residents | Fellows | Alumni
Oldest & Largest EM Resident Association



Presidential Leadership
Award

Ashley Penington




Medical Students | Residents | Fellows | Alumni
Oldest & Largest EM Resident Association

Check out this brand new opportunity for medical students!

PEARL Conference

- Designed to offer interactive clinical education amidst the COVID-19 disruption and beyond, PEARL (Peer Education & Remote Learning) Conference is a student-driven case presentation series for peer-to-peer education on core emergency medicine topics.
- Medical students apply to share real cases covering foundational EM content in 10 minute presentations that promote clinical reasoning, improve knowledge, and support professional development in medical education.
- Each case series hour features 3 student presenters, and one resident or faculty presenter. Resident and faculty presenters offer clinical pearls while showcasing the strengths of the residency program they represent.
- Next conference: December 8 @ 7 PM Central



Medical Students | Residents | Fellows | Alumni
Oldest & Largest EM Resident Association



Thank You!

EMRA

4950 W. Royal Lane
Irving, TX 75063

866.566.2492 Toll Free
972.550.0920 Voice
972.692.5995 Fax
emra@emra.org

@emresidents



Medical Students | Residents | Fellows | Alumni
Oldest & Largest EM Resident Association

